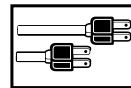




mounting bracket 4VA stainless



II 2 G EEx dem IIC T6  
Zone 1 + 2

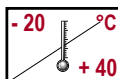


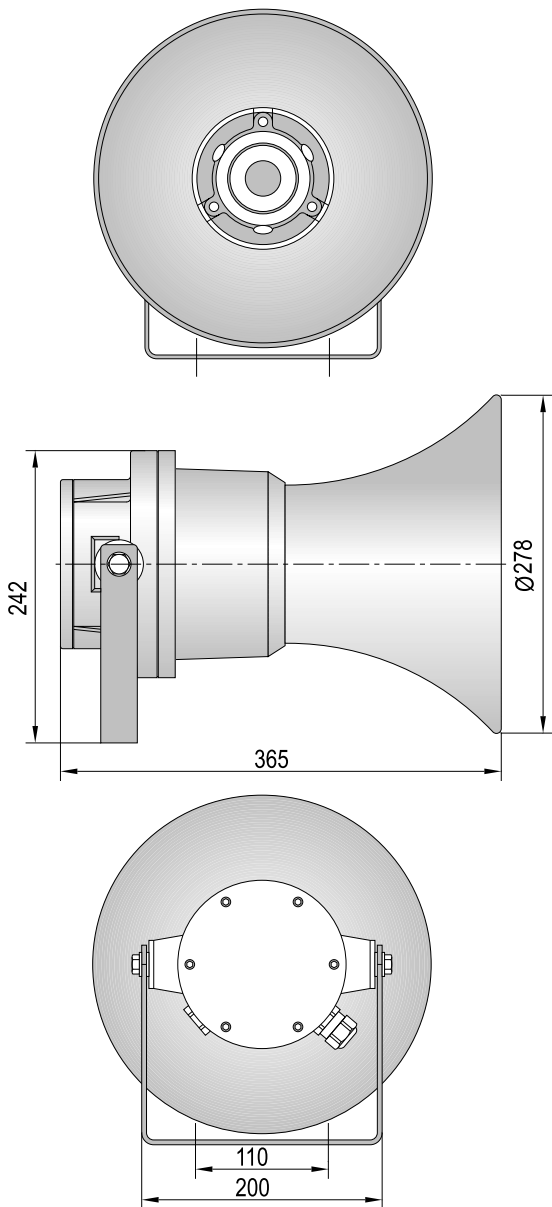
## Technical data

### Features

- ▶ loud electronic sounder for use in explosion endangered areas of zone 1 and 2
- ▶ 31 different signal tones resp. signal tone groups (4 signal tones per signal tone group)
- ▶ 1 programmable signal tone group
- ▶ 8 volume settings
- ▶ synchronisation of tones
- ▶ modular system with synthetic housing made of glassfibre reinforced polyester
- ▶ flame-proof chamber „d“ – connection chamber in protection class increased safety „e“ – encapsulation „m“
- ▶ lower weight – robust and corrosion proof design
- ▶ Insulation class II – no equipotential bonding required

Type	dHE
Housing, Colour	glassfibre reinforced polyester dark grey, cone black
Terminals	≤ 2,5 mm <sup>2</sup> single-, fine- or multiwire
Cable entry	cable gland M20 x 1,5 blind plug M20 x 1,5
Mounting	as required - swiveling mounting bracket, preferably sound outlet front or downwards
Number of parallel switched sounders	≤ 32
Signal tones	31
Insulation class	II no equipotential bonding required
Weight	5,9 kg
Approval	PTB 01 ATEX 1232





## OPERATING OPTIONS

### Single sounder with pre-selected signal tone

	<b>S1 = 7 S2 = 0 X1 = LS</b>		<b>Max. volume group 0 selected</b>
	3-4	4-5	Selected stage
	open	open	Stage 0 (Mute)
	<input type="checkbox"/>	open	Stage 1 (Tone 0)
	open	<input type="checkbox"/>	Stage 2 (Tone 1E)
<input type="checkbox"/>	<input type="checkbox"/>	Stage 3 (Tone 9)	

### Single sounder with selectable/switchable signal tone

	<b>S1 = 7 S2 = 0 X1 = LS</b>		<b>Max. volume group 0 selected</b>
	k1	k2	Selected stage
	break	break	Stage 0 (Mute)
	make	break	Stage 1 (Tone 0)
	break	make	Stage 2 (Tone 1E)
make	make	Stage 3 (Tone 9)	

### Multi sounder with pre-selected signal tone

		<b>S1 = 7 / S2 = 0 / X1 = LS</b>	<b>Max. volume / group 0 selected</b>
3-4	4-5	Selected stage	
open	open	Stage 0 (Mute)	
<input type="checkbox"/>	open	Stage 1 (Tone 0)	
open	<input type="checkbox"/>	Stage 2 (Tone 1E)	
<input type="checkbox"/>	<input type="checkbox"/>	Stage 3 (Tone 9)	



## Order data































Type	Order No.	Description	Nominal/ operating voltage	Max. nominal current
dHE1	370 000 000	Ex-proof sounder	85 - 265 V AC, 50-60 Hz	100 mA (230 VAC)
				160 mA (120 V AC)
				165 mA (115 V AC)
dHE2	370 000 001	Ex-proof sounder	21,6-75 V DC	520 mA (24 V DC)

### Multi sounder with selectable/switchable signal tone

		<b>S1 = 7 / S2 = 0 / X1 = LS</b>	<b>Max. volume/ group 0 selected</b>
k1	k2	Selected stage	
break	break	Stage 0 (Mute)	
make	break	Stage 1 (Tone 0)	
break	make	Stage 2 (Tone 1E)	
make	make	Stage 3 (Tone 9)	



Signal Sound Groups									
	Stage 0			Stage 1		Stage 2		Stage 3	
	3	4	5	3-----4	5	3	4-----5	3-----4-----5	
Group 0	Mute			Tone 0		Tone 1E		Tone 9	
Group 1	Mute			Tone 1		Tone B		Tone 13	
Group 2	Mute			Tone 2		Tone 1		Tone 13	
Group 3	Mute			Tone 3		Tone 4		Tone 13	
Group 4	Mute			Tone 4		Tone 5		Tone 13	
Group 5	Mute			Tone 5		Tone 8		Tone 13	
Group 6	Mute			Tone 6		Tone 1		Tone 13	
Group 7	Mute			Tone 7		Tone 12		Tone 1	
Group 8	Mute			Tone 8		Tone 5		Tone 13	
Group 9	Mute			Tone 9		Tone 1E		Tone 0	
Group A	Mute			Tone A		Tone 3		Tone 13	
Group B	Mute			Tone B		Tone 1		Tone 1A	
Group C	Mute			Tone C		Tone 1		Tone 13	
Group D	Mute			Tone D		Tone E		Tone 13	
Group E	Mute			Tone E		Tone 1		Tone 13	
Group F	Mute <sup>2)B1=9</sup>			Tone F <sup>2)S1=9</sup>		Tone 1 <sup>2)B1=A</sup>		Tone 13 <sup>2)S1=B</sup>	
Group 10	Mute			Tone 10		Tone 12		Tone 13	
Group 11	Mute			Tone 11		Tone 3		Tone 13	
Group 12	Mute			Tone 12		Tone 1		Tone 13	
Group 13	Mute			Tone 13		Tone 2		Tone 1A	
Group 14	Mute			Tone 14		Tone 1		Tone 13	
Group 15	Mute			Tone 15		Tone 1		Tone 13	
Group 16	Mute			Tone 16		Tone 4		Tone 13	
Group 17	Mute			Tone 17		Tone 1C		Tone 13	
Group 18	Mute			Tone 18		Tone 1C		Tone 13	
Group 19	Mute			Tone 19		Tone 1		Tone 0	
Group 1A	Mute			Tone 1A		Tone 19		Tone 13	
Group 1B	Mute			Tone 1B		Tone 1		Tone 13	
Group 1C	Mute			Tone 1C		Tone 5		Tone 13	
Group 1D	Mute			Tone 1D		Tone 1F		Tone 13	
Group 1E	Mute			Tone 1E		Tone 9		Tone 0	
Group 1F	Mute			Tone 1F		Tone 19		Tone 0	

Signal Sound Types					
	Parameter	Type	Standard	Sy nc	Zeit- dia- gramm
Tone 0	1.000 Hz	Continuous	PFEER Toxic Gas		—
Tone 1	800/1.000 Hz @ 0,25 s	Alternating			
Tone 2	500/1.200 Hz @ 0,3 Hz 0,5 s	Slow Whoop		✓	
Tone 3	800/1.000 Hz @ 1 Hz	Sweeping		✓	
Tone 4	2.400/2.900 @ 7 Hz	Sweeping			
Tone 5	2.400/2.900 @ 1 Hz	Sweeping		✓	
Tone 6	500/1.200 Hz @ 0,3 Hz	Sweeping		✓	
Tone 7	1.200/500 Hz @ 1 Hz	Sweeping	DIN/PFEER P.T.A.P.	✓	
Tone 8	2.400/2.900 @ 2 Hz	Alternating		✓	
Tone 9	1.000 Hz @ 1 Hz	Intermittent		✓	
Tone A	800/1.000 Hz @ 0,875 Hz	Alternating		✓	
Tone B	544(100 ms)/440 Hz(400 ms)	Alternating	NF S-32-001	✓	
Tone C	1.400 Hz (1s)/1.600 Hz (0,5 s)	Sweeping	NFC48-265	✓	
Tone D	660 Hz @ 3,33 Hz	Intermittent			
Tone E	660 Hz(1,8 s), 1,8 s off	Intermittent		✓	
Tone F	660 Hz	Continuous			
Tone 10	2.400 Hz @ 1 Hz	Intermittent		✓	
Tone 11	800 Hz(0,25 s), 1 s off	Intermittent		✓	
Tone 12	800 Hz	Continuous			
Tone 13	2400 Hz	Continuous			
Tone 14	554/440 Hz @ 1 Hz	Alternating		✓	
Tone 15	544 Hz @ 0,875 Hz	Intermittent		✓	
Tone 16	800 Hz @ 2 Hz	Intermittent		✓	
Tone 17	800/1.000 Hz @ 50 Hz	Sweeping			
Tone 18	2.400/2.900 @ 50 Hz	Sweeping			
Tone 19	Mute	Continuous			
Tone 1A	554 Hz	Continuous			
Tone 1B	440 Hz	Continuous			
Tone 1C	800/1.000 Hz @ 7 Hz	Sweeping			
Tone 1D	420 Hz 1,6 Hz	Intermittent	Australian Alert	✓	
Tone 1E	1.200/500 Hz @ 1 Hz	Sweeping	DIN/PFEER P.T.A.P.	✓	
Tone 1F	500/1.200 Hz @ 3,75 s 0,25 s	Slow Whoop	Australian Evac.	✓	