

8300 Push Button Switches 16A 250Vac



- ▶ Miniature push button
- ▶ Ratings up to 16A, 250V ac
- ▶ 8A Inductive current rating
- ▶ Illuminated and non-illuminated
- ▶ Single and double pole
- ▶ Latching and momentary
- ▶ 'H' slotted for custom act
- ▶ Industry standard panel cutout

Bezel size:
21 x 15mm



16(4)A 250Vac T85, 1E4 (10,000 Operations)
12(2)A 250Vac T105, 1E4 (10,000 Operations)
8(8)A 250Vac T105, 5E4 (50,000 Operations)
6(6)A 250Vac T125, 5E4 (50,000 Operations)

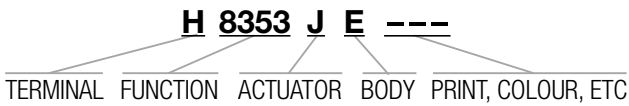


12A 250Vac DP, 13A 250Vac SP
250Vac 1hp, 125Vac 1/2hp
UL 85°C, file E45221, CSA file LR10990



RoHS compliant

3mm contact gap.
Technical data on pages 4 & 5.



| TERMINAL | FUNCTION | ACTUATOR |
|--|--|--|
| <p>C</p> <p>6.3 x 0.8</p> | <p>Approvals & ratings vary with function Single pole switches use terminals 1 & 2 (& 3)</p> | <p>A Standard actuator</p> |
| <p>H</p> <p>4.8 x 0.8</p> <p>A</p> <p>As "H" but right angle 4.8 x 0.8</p> | <p>8300 ON - OFF Single pole</p> | <p>H Slotted for custom actuators Slots for snap-in buttons</p> |
| <p>K</p> <p>2.8 x 0.8</p> | <p>8301 ON - OFF (momentary ON) Single pole</p> | <p>C Square actuator</p> |
| <p>T</p> <p>2.8 x 0.8</p> <p>Solder</p> | <p>8303 ON - OFF with light Single pole</p> | <p>E Radiused actuator</p> |
| <p>X</p> <p>PCB 0.8 Sq</p> | <p>8304 ON - OFF (momentary ON) with light Single pole</p> | <p>F Small round actuator</p> |
| <p>V</p> <p>Dual pin PCB (Call factory for matrix dims)</p> | <p>8350 ON - OFF Double pole</p> | <p>J Smooth curved actuator</p> |
| | <p>8351 ON - OFF (momentary ON) Double pole</p> | <p>M</p> |
| | <p>8353 ON - OFF with light Double pole</p> | <p>D Large round actuator</p> |
| | <p>8354 ON - OFF (momentary ON) with light Double pole</p> | <p>All actuators except H available lit</p> |
| | <p>8355 ON - OFF Single pole Isolated light - switched</p> | |
| | <p>8356 ON - OFF Single pole Isolated light - unswitched</p> | |



H8350AB ---
T8350AB ---



H8353JE ---
T8353JE ---



H8353EB ---
T8353EB ---



H8353CB ---
T8353CB ---



H8350DB ---
T8350DB ---



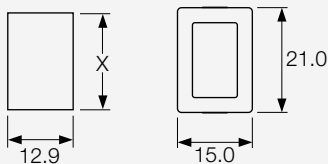
H8350HB ---
Example of actuator

BODY

Panel cut-out Bezel
Cut-outs must be punched in the direction of insertion

B Standard body

E Softline style body with radiused bezel



Dimensions for snap-in fixing

| Panel thickness | Dimension X |
|-----------------|-------------|
| 0.75-1.24 | 19.1/19.2 |
| 1.25-1.99 | 19.3/19.4 |
| 2.00-3.00 | 19.7/19.8 |

X and V PCB terminals.
Additional dummy terminals may be supplied for extra support.

OPTIONS

Finish

Matt finish standard except on J and D actuators which are gloss

Colour

Call factory for custom colours
A full range is available for large orders

Legend printing

Select from the examples or call factory for custom legends

Special buttons

Some of the many options are shown
Call the factory for the full range

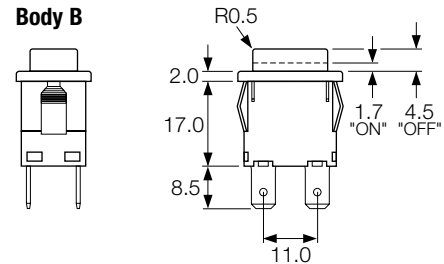
L167 Protective cover (designed to IP65)



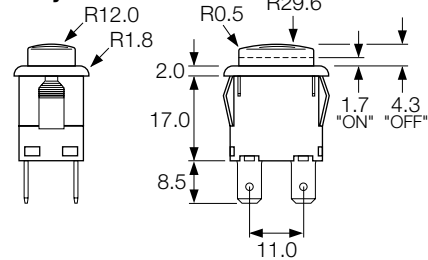
Snaps on to switch bodies fitted with "A" or "J" style actuators but increases effective panel thickness by 0.8mm

DIMENSIONS (mm)

Actuator A Body B



Actuator J Body E



Spacing between centre of terminals 1 & 3 or 2 & 4 is 10.0mm

Examples of printing



EN1153



EN1152

8200 Push Button Switches 16A 250Vac



- ▶ Miniature push button
- ▶ Ratings up to 16A, 250V ac
- ▶ Without button
- ▶ Sub panel mount
- ▶ 8A Inductive current rating
- ▶ Push on, solder or PCB terminals
- ▶ Latching and momentary



16(4)A 250Vac T85, 1E4 (10,000 Operations)
 12(2)A 250Vac T105, 1E4 (10,000 Operations)
 8(8)A 250Vac T105, 5E4 (50,000 Operations)
 6(6)A 250Vac T125, 5E4 (50,000 Operations)

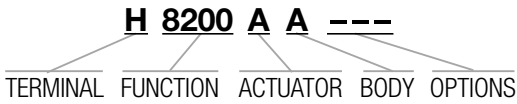


12A 250Vac
 250Vac 1hp, 125Vac 1/2hp
 UL 85°C, file E45221, CSA file LR10990



RoHS compliant

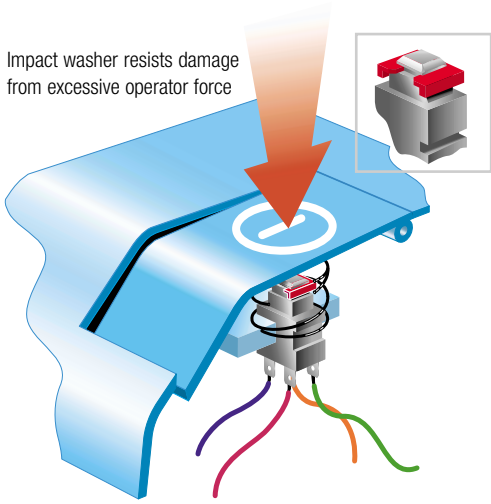
3mm contact gap.
 Technical data on pages 4 & 5.



| ▶ TERMINAL | ▶ FUNCTION | ▶ ACTUATOR |
|---|--|--|
| <p>C</p> <p>6.3 x 0.8</p> <p>H</p> <p>4.8 x 0.8</p> <p>A</p> <p>As H, 4.8 x 0.8 Right angle</p> <p>K</p> <p>2.8 x 0.8</p> <p>T</p> <p>2.8 x 0.8</p> <p>Solder</p> <p>X</p> <p>4.5 x 0.8</p> <p>PCB 0.8 Sq</p> <p>V</p> <p>3.7 Ctrs</p> <p>Dual pin PCB 0.8 Sq (Call factory for matrix dims)</p> <p>M</p> <p>5.3 x 0.8</p> <p>As V, PCB but Right angle</p> | <div style="text-align: center;"> </div> <p>8200 ON - OFF Single pole</p> <div style="text-align: center;"> </div> <p>8201 ON - OFF (momentary ON) Single pole</p> <div style="text-align: center;"> </div> <p>8250 ON - OFF Double pole</p> <div style="text-align: center;"> </div> <p>8251 ON - OFF (momentary ON) Double pole</p> <div style="text-align: center;"> </div> | <p>A Standard actuator for snap-on custom adaptors</p> <p>B Flat top actuator</p> <p>C Curved top actuator</p> <p>Examples of possible actuation methods</p> <p>Using a Snap on adaptor</p> <p>Using a Hinged Actuator</p> |

Alternative Actuator

Impact washer resists damage from excessive operator force



C8250AA --- with impact washer M1226



X8201AA ---



K8200AA ---



A8200AA ---



M8200AC ---

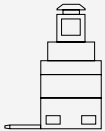


Example of M8200AC

BODY

A

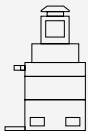
Standard body



See dimensioned drawings for details

C

As standard body but with side support peg for use with M PCB terminals

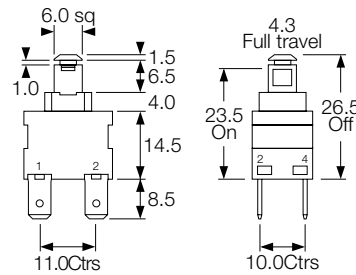
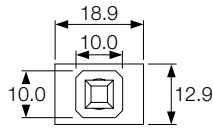


See dimensioned drawings for details

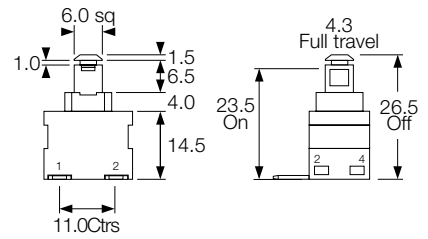
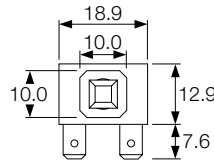
X and V PCB terminals. Additional dummy terminals may be supplied for extra support.

DIMENSIONS (mm)

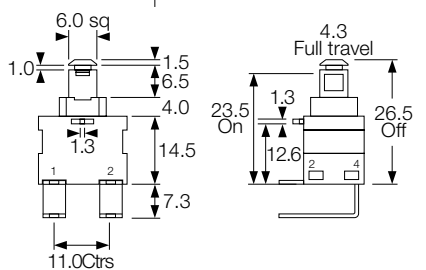
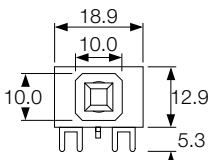
'A' body with 'H' 4.8 terminals



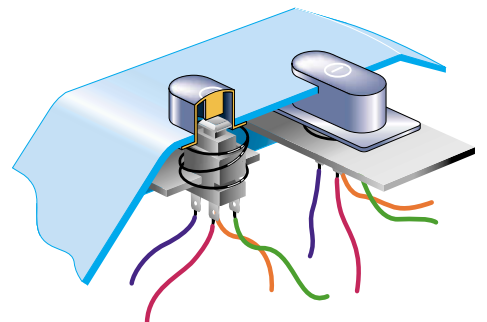
'A' body with 'A' right angle 4.8 terminals



'C' body with 'M' right angle PCB terminals



Example of possible mounting styles



7000 Push Button Switches 16A 250Vac



- ▶ Round and rectangular push button switches
- ▶ Ratings up to 16A, 250V ac
- ▶ Latching and momentary
- ▶ Illuminated & non-illuminated
- ▶ Matching indicators
- ▶ Low profile version
- ▶ Bezel sizes: 28mm dia 30 x 24mm



16(4)A 250Vac T125
8(8)A 250Vac T85



UL CSA 16A Non Ind, 250Vac 1hp, 125Vac 1/2hp
UL65°C, file no. E45221, CSA file no. LR10990

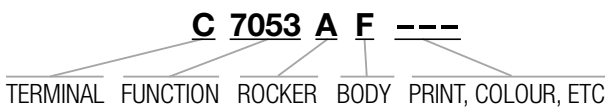


16A 28V dc



RoHS compliant

3mm contact gap.
Technical data on pages 4 & 5 (switches), 66 (indicators).



| TERMINAL | FUNCTION | | | ACTUATOR |
|----------------------------------|-------------|--|--|---|
| C 6.3 x 0.8 9.1 | 7000 | | Single pole ON - OFF | A Round actuator shown in F body A Round actuator shown in G body B Round actuator - medium shown in F body C Round actuator - long shown in F body D Round actuator - sub panel mount S Rectangular actuator Shown in "A" body N/A for 7030 |
| | 7001 | | Single pole ON - OFF (momentary ON) | |
| | 7003 | | Single pole ON - OFF with light | |
| | 7004 | | Single pole ON - OFF (momentary ON) with light | |
| H 4.8 x 0.8 9.1 | 7050 | | Double pole ON - OFF | |
| | 7051 | | Double pole ON - OFF (momentary ON) | |
| | 7053 | | Double pole ON - OFF with light | |
| | 7054 | | Double pole ON - OFF (momentary ON) with light | |
| | 7030 | | Indicator | |



C7000AF ---



C7003AF ---



C7053CF ---



C7053BF ---



C7050SA ---



C7053AG ---



C7053DF ---

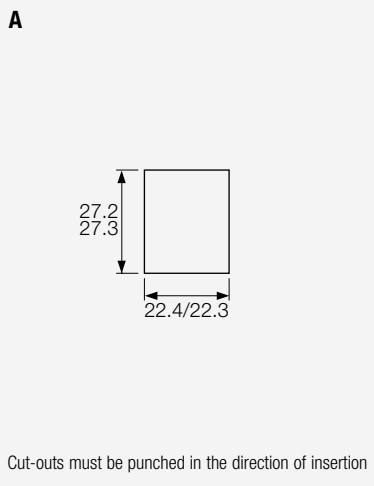
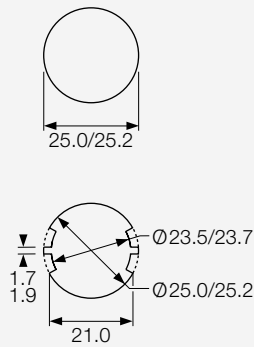


C7030AH ---

BODY

Panel cut-outs

F H G Body types fit either cut-out



OPTIONS

Finish
Matt finish is standard on bodies.
Gloss finish is standard on actuators.

Colour
Call factory for custom colours.
A full range is available for large orders.

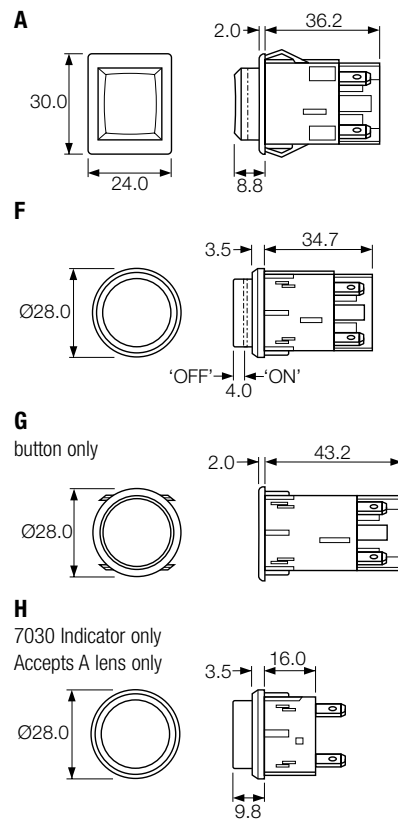
Legend printing
A wide range is available or call the factory for custom legends.

Lamp voltage
Call factory for details of available voltages.


Protective housing (E)
(designed to IP65)
Covers are available for round body styles, call factory for details.

DIMENSIONS (mm)

Panel thickness:
A 0.8 - 2.5mm
F,G,H 0.8 - 5.0mm



1100 Push Button Switches 0.125A 125Vac



T1100AA --- T1101AA ---

- ▶ Miniature push button
- ▶ Ratings up to 500mA, 250V ac
- ▶ Snap in and flange mount
- ▶ With and without button
- ▶ Gold plated contacts
- ▶ Latching and momentary



UL 0.125A 125Vac
UL 0.125A 45Vdc
UL file E45221


In house test

0.5A 250Vac T85 5E4 (50,000 Operations)

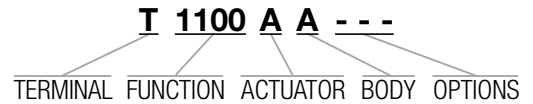
RoHS

RoHS compliant by 4th qtr 2005

μ contact gap.
Technical data on pages 4 & 5.



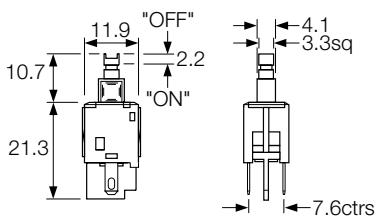
T1100BB --- T1100AC ---



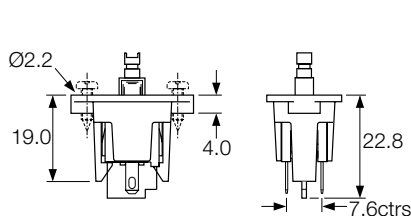
| ▶ TERMINAL | ▶ FUNCTION | ▶ ACTUATOR | ▶ BODY |
|--|---|--|--|
| T | 1100 ON - OFF (alternate) Single pole | A Actuator without button B Softline button | A For purpose designed facias and sub-panels B Snap-in fixing Panel thickness Dimension X 0.75-1.24 19.1/19.2 1.25-1.99 19.3/19.4 2.00-3.00 19.7/19.8 |
| | 1101 ON - OFF (momentary ON) Single pole | | C 2 Hole fixing |

Dimensions (mm)

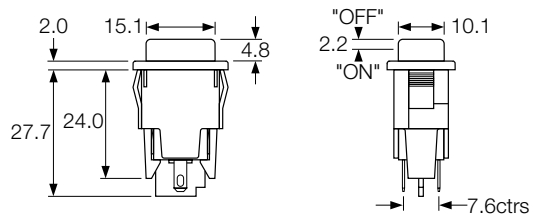
T1100AA (Enclosure mounting)



T1100AC (2 Hole Fixing) No.4 self-tapping screws



T1100BB (Snap-in) Cut-outs must be punched in the direction of insertion



0916 - 0920 Push Button Switches 0.5A 250Vac

Self-Wiping - Slow Make & Break

In house test

0.5A 250Vac T85

RoHS

RoHS compliant

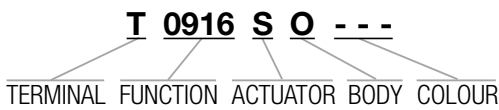
μ contact gap.

Technical data on pages 4 & 5.

- ▶ Self wiping contacts
- ▶ Slow make & break
- ▶ Momentary action
- ▶ Choice of switch circuits
- ▶ Choice of actuators



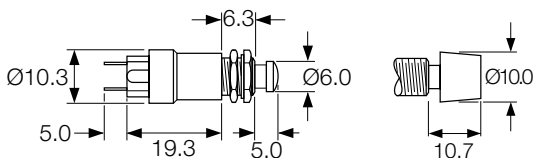
T0916SO --- & T0916LO --- T0916VA ---



| ▶ TERMINAL | ▶ FUNCTION | ▶ ACTUATOR | ▶ BODY | ▶ OPTIONS |
|-------------------------------|---|--|---|--|
| <p>T</p> <p>Solder</p> | <p>0916</p> <p>Black base SP ON-OFF (momentary ON)</p> | <p>S Small Actuator</p> | <p>O for L and S Actuator</p> <p>Panel Cut-out</p> <p>Panel thickness Both nuts - 2.5mm No backnut - 4.0mm</p> | <p>Finish Gloss finish for L and S actuators.</p> <p>Colour Call factory for custom colours. A full range is available for large orders.</p> |
| | <p>0917 50V only</p> <p>Brown base SP ON-ON (momentary 1 side)</p> | <p>L Large Actuator</p> | | |
| | <p>0918</p> <p>White base SP ON-OFF (momentary OFF)</p> | <p>V Vandal Resistant IP66 Flat top Stainless steel</p> | <p>A for V Actuator (stainless steel) Chamfer profile bezel</p> <p>Panel Cut-out Panel thickness - 8.0mm</p> | |
| | <p>0919</p> <p>Black base SP ON-ON (momentary 1 side)</p> | | | |
| | <p>0920</p> <p>White base DP ON-OFF (momentary ON)</p> | | | |

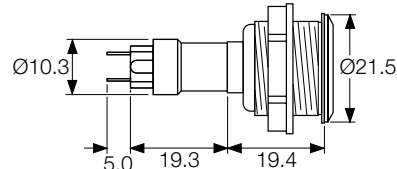
Dimensions (mm)

Nylon S and L actuators



Neck thread - 40 TPI Whit. Actuator travel - 2.5 max

Stainless steel V actuator (IP66)



Neck thread - 26 TPI Whit. Actuator travel - 2.5 max

0911 Push Button Snap Action Switches *Up to 16(4)A 250Vac*



C0911KB --- C0911VA ---

- ▶ Snap action switches
- ▶ Ratings up to 16A, 250V ac
- ▶ Round and rectangular buttons
- ▶ Stainless steel, IP68 vandal resistant button



16(4)A 250Vac 50E3

16A 125/250Vac 3/4hp T85 50E3 UL file no. EXXXXX
125V 1/2 HP, 250V 3/4 HP, 0.4A 125Vdc, 0.2A 250Vdc

RoHS

RoHS compliant by 3rd qtr 2005

Approvals apply to switch mechanism only.
μ contact gap.
Full rating details and technical data on pages 50 & 51.



C0911RB --- C0911EB --- C0911PB ---

C 0911 K B ---

TERMINAL FUNCTION ACTUATOR BODY COLOUR

| ▶ TERMINAL | ▶ FUNCTION | ▶ ACTUATOR | ▶ BODY | ▶ OPTIONS |
|--|---|--|--|--|
| <p>C</p> <p>6.3 x 0.8</p> <p>12.0</p> | <p>0911</p> <p>ON - ON (momentary)</p> | <p>R Rectangular bezel</p> <p>P Short</p> <p>K with satin chrome bezel N with nylon bezel</p> <p>V Vandal resistant</p> | <p>B N/A for V Actuator</p> <p>Panel Cut-out</p> <p>Panel thickness Both nuts 2.5mm No backnut 4.0mm</p> <p>A Stainless steel chamfer profile bezel for V actuator only</p> <p>Panel Cut-out Panel thickness 8.0mm</p> | <p>Colour Call factory for custom colours. A full range is available for large orders.</p> <p>Cover M323 Available for "P" actuator only</p> <p>Covers have internal nylon nut</p> |

Dimensions (mm)

