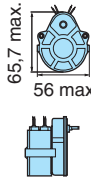











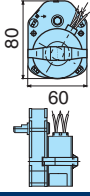
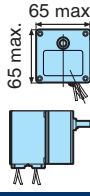


# Guide to selecting stepper motors

Gearbox		Max. torque (Nm)		Type of gearbox		0.5	2
						81 021	81 033
<b>Moteurs directs</b>							
Absorbed power (W)	Holding torque (Nm)		Number of phases	Motor type dimensions (mm)			
	2 phases	4 phases					
5	25	20	24	▶146/148 Ø 35/50	82 910 	▶158 82 914 	▶160 82 919 
5	20	15	48	▶150 Ø 35/50	82 910 	▶158 82 914 	
7,5	70	57	48	▶152 Ø 51/77	82 920 	▶158 82 924 	▶160 82 929 
10	180	155	48	▶154 Ø 58/79	82 930 		
12,5	300	240	48	▶156 65 x 65	82 940 		

5

3	5
81 023	81 037
	
▶162 80 913	▶164 80 917
▶162 80 913	
▶162 80 923	▶164 80 927
▶162 80 933	
	▶166 80 947