

2000 Slide Switches - up to 5 position 10A 250Vac



- ▶ Slide switches
- ▶ Ratings up to 16A, 250V ac
- ▶ PCB and solder terminals
- ▶ 2, 3, 4 and 5 position
- ▶ Choice of circuits
- ▶ Choice of actuators



10A 250Vac T85
6(3)A 250Vac T85



UL CSA 16A 250Vac Non Inductive
UL CSA 4A 300Vac
UL65°C, file no. E45221, CSA file no. LR10990



RoHS compliant

μ contact gap

Please specify: Standard action (SP116) or Light action (SP118).
2000 series lubrication is inorganic and does not degrade plastics.

Technical data on pages 4 & 5.

T 2 2 20 5 C ---

TERMINAL SERIES POSITIONS CIRCUIT SLIDER BODY PRINT, COLOUR, ETC

TERMINAL	SERIES	POS'N	CIRCUIT <small>Viewed from back</small>	SLIDER				
K 2.8 x 0.8 R 2.8 x 0.8 T Solder X PCB 0.8 Sq. Y PCB 0.8 Sq. For mounting stability switches have extra "support" terminals * Nominal - Dimension varies with body type. For exact figure call factory	2	2 Switching positions	10		0 	6 	D 	L Limited travel on 2 pos
			20		1 Not 2 position 	7 	E Limited travel on 2 pos 	N
			30		2 	9 	G Not 2 position 	P Limited travel on 2 pos
			40		3 	A 	H 	R
		3 Switching positions	10		4 	B Not 2 position 	J Not 2 position 	S Limited travel on 2 pos
			20		5 Also with legend 	C 	K Limited travel on 2 pos 	T
			30					
			40					
		4 Switching positions	10					
			20					
			30					
			40					
5 Switching positions	10							
	20							
	30							
	40							



X22205C ---



T2220EC ---



T23206A ---



T24306A ---



T25302A ---



T25100A ---

BODY

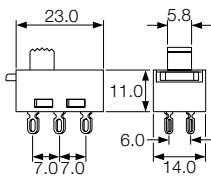
<p>C 2 positions</p>	<p>H 2 positions</p>
<p>A 3 positions</p>	<p>H 3 positions</p>
<p>A 4 positions</p>	<p>H 4 positions</p>
<p>A 5 positions</p>	

OPTIONS

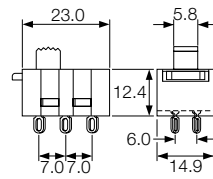
Colour
 For custom slider colours call the factory.
 A full range is available for large orders

DIMENSIONS (mm)

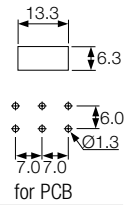
2 Position C body



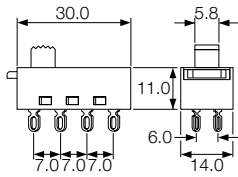
2 Position H body



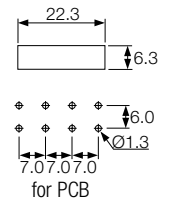
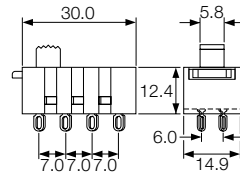
Cut-out/PCB Matrix



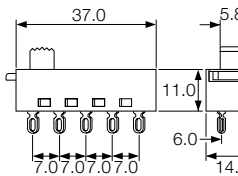
3 Position A body



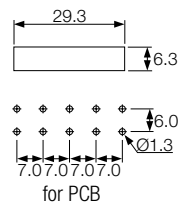
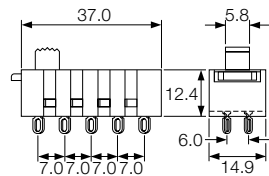
3 Position H body



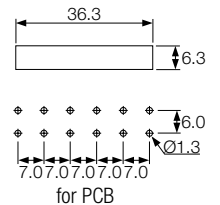
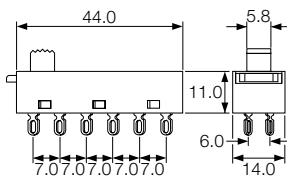
4 Position A body




4 Position H body



5 Position A body



2000 Slide Switches - Snap-in & 2 hole fixing 10A 250Vac



- ▶ 2 way 'voltage selector'
- ▶ Ratings up to 10A, 250V ac
- ▶ Snap in and flange mounting
- ▶ PCB & solder terminals
- ▶ 2 and 3 position
- ▶ Choice of circuits
- ▶ Choice of actuators



10 A 250Vac T85
6(3)A 250Vac T85



UL CSA 16A 250Vac Non Inductive
UL CSA 4A 300Vac
UL65°C, file no. E45221, CSA file no. LR10990



RoHS compliant

μ contact gap

Please specify: Standard action (SP116) or light action (SP118).
2000 series lubrication is inorganic and does not degrade plastics.

Technical data on pages 4 & 5.

115/230 is preferred legend

T 2 2 20 5 B ---

TERMINAL SERIES POSITIONS CIRCUIT SLIDER BODY PRINT, COLOUR, ETC

TERMINAL	SERIES	POS'N	CIRCUIT <small>Viewed from back</small>	SLIDER				
K 2.8 x 0.8		2 Switching positions	10 	0 2 Pos B Body only 	6 2 & 3 Pos B Body only 	C E Body & 2 & 3 Pos B Body only 	L 2 & 3 Pos B Body only Limited travel on 2 pos 	S Limited travel on 2 pos 2 & 3 Pos B Body only
			20 	2 2 Pos B Body only 	7 2 & 3 Pos B Body only 	D 2 & 3 Pos B Body only 	M F Body only Legend optional 	T 2 & 3 Pos B Body only
			30 	3 2 & 3 Pos B Body only 	8 E Body only Legend optional 	E 2 Pos B Body only Limited travel on 2 pos 	N 2 Pos B Body only 	
			40 	4 2 & 3 Pos B Body only 	9 2 & 3 Pos B Body only 	H 2 Pos B Body only 	P 2 & 3 Pos B Body only Limited travel on 2 pos 	
R 2.8 x 0.8		2 Switching positions	10 	5 2 Pos B Body only Also with legend 	A 2 Pos B Body only 	K 2 & 3 Pos B Body only Limited travel on 2 pos 	R 2 & 3 Pos B Body only 	
			20 	5.8Sq 	20 2 Pos B Body only 	20 2 Pos B Body only 		
			30 	8 2 Pos B Body only 	30 2 Pos B Body only 			
			40 	8 2 Pos B Body only 	40 2 Pos B Body only 			
T Solder	2	2 Switching positions	10 					
			20 					
			30 					
			40 					
X PCB 0.8 Sq. For mounting stability switches have extra "support" terminals * Nominal - Dimension varies with body type. For exact figure call factory		3 Switching positions	10 					
			20 					
			30 					
			40 					



T22208E ---



T22308E ---



T2230MF ---



T22205B ---



T22305B ---

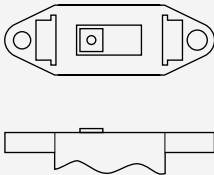


T23204B ---

BODY

OPTIONS

B With fixing holes



Colour

For custom slider colours call the factory. A full range is available for large orders

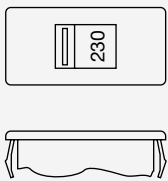
Standard body colour is black

Legend printing

A wide range is available

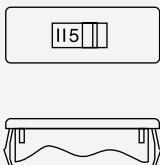
For all options call the factory

E Snap-in



Cut-outs must be punched in the direction of insertion

F Snap-in (single pole ON OFF only)

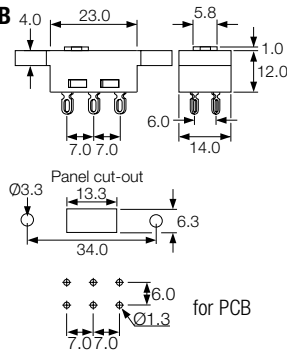


Cut-outs must be punched in the direction of insertion

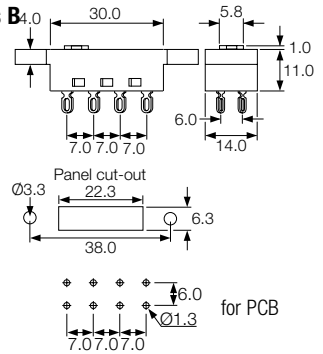
DIMENSIONS (mm)

Cut-out / PCB Matrix

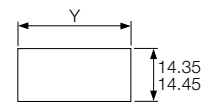
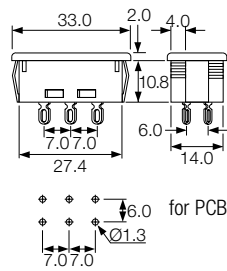
2 Pos B



3 Pos B

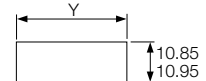
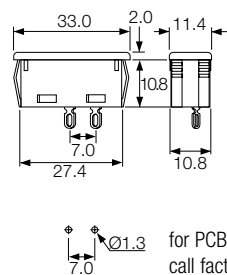


2 Pos E



Panel thickness	Dim. Y
0.8-1.2	29.75/29.85
1.63	30.15/30.25
2.0	30.35/30.45
2.5	30.55/30.65

2 Pos F



Panel thickness	Dim. Y
0.8-1.2	29.75/29.85
1.63	30.15/30.25
2.0	30.35/30.45
2.5	30.55/30.65